




4515 East 139th Street  
Grandview, MO 64030  
(800) 362-9055  
Fax (800) 362-1463  
www.PRIER.com

## 400 Series Freezeless Wall Hydrant

### Mansfield Style M-400



- Residential
- Freezeless
- Anti-Siphon
- Backflow Check Valve



PRIER 400 Series provides a year round source of water to areas of structures that are subject to freezing temperatures. The hydrant valve is connected to the supply piping in the heated portion of the structure, eliminating the possibility of freezing. The PRIER 400 Series features a half-turn design for years of easy operation.

The PRIER 400 Series has all the characteristics of the proven 300 Series Wall Hydrant, with the added protection of a vacuum breaker and backflow preventor. It is available from stock in lengths from 4" to 14".

- ASSE 1019 and C-UPC approved
- Easy half-turn operation
- Integral cast backflange
- Wide screw holes easily secure mounting screws
- Solid brass body and seat
- Satin nickel plated body maintains attractive finish
- Stainless steel handle screw
- Easy grip polycarbonate operating handle
- Durable ACME threads secure stem at seat end
- Solid stem design with EPDM backflow preventor
- AFG teflon with graphite packing for easy maintenance
- Field repairable with no special tools
- Spout aligning mark

### Inlet Styles




**D Style**  
1/2" MPT x 1/2" SWT



**T Style**  
3/4" MPT x 1/2" FIP



**S Style**  
1/2" SWT x 3/4" Push-On




**F Style**  
3/4" MPT x 3/4" SWT



**X Style**  
1/2" Crimp PEX



**FX Style**  
3/4" Crimp PEX



**W Style**  
1/2" Wirsbo® PEX



**FW Style**  
3/4" Wirsbo® PEX



**C Style**  
1/2" CPVC Glue-In



**G Style**  
1/2" Push-Fit

# 478-10

**Handle Color**  
- Grey Handle  
B- Beige Handle

#### Inlet

78-D- 1/2" MPT x 1/2" SWT

79-T- 3/4" MPT x 1/2" FPT

81-S- 3/4" Push-On x 1/2" SWT

82-F- 3/4" MPT x 3/4" SWT

90-X- 1/2" Crimp PEX

91-W- 1/2" Wirsbo PEX®

92-FX- 3/4" Crimp PEX

93-FW- 3/4" Wirsbo PEX®

480-C- 1/2" CPVC Glue-In

483-G- 1/2" Push-Fit

#### Length

CC- Close Coupled

04- 4" Insertion

06- 6" Insertion

08- 8" Insertion

10- 10" Insertion

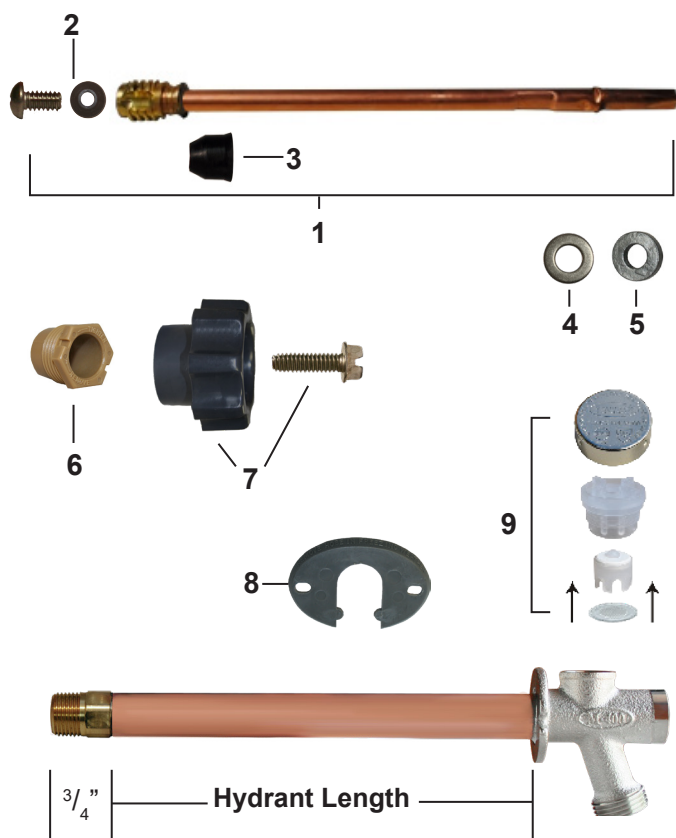
12- 12" Insertion

14- 14" Insertion



4515 East 139th Street  
Grandview, MO 64030  
(800) 362-9055  
Fax (800) 362-1463  
www.PRIER.com


## Replacement Parts



ID	Part No.	Description
1	See Below	Stem Assembly, Contains: 1, 2, 3, 4, 5
2	C-134KT-802	Seat Washer Replacement Kit (00 Beveled)
3	336-0002	Backflow Check Valve for 400 Series
4	324-1006	Washer (Stainless Steel)
5	339-3002	Packing for Left Hand Packing Nut (Graphite)
6	337-3001	Left Hand Thread Packing Nut (Plastic)
7	630-7965	Handle & Screw Kit (Grey Plastic Handle & Stainless Steel Screw)
	630-7975	Handle & Screw Kit (Beige Plastic Handle & Stainless Steel Screw)
8	337-3012	Space Wedge (Grey, Plastic)
	337-3013	Space Wedge (Beige, Plastic)
9	630-7500	Vacuum Breaker Replacement Kit (Plastic Parts with Rubber Washer)
	630-7755	Service Kit for 300/400/500 Series Contains: 2, 3, 4, 5, 6

\*The 630-7755 Wall Hydrant Repair Kit includes parts for the 300, 400 and 500 Series hydrants, some of which are not pictured here. When repairing a hydrant you will have parts left over.

## Replacement Stems



**H Style Manufactured April 2013 - Present**

Part No.	Style	Description	Stem Length
M-231-3204	H	Stem for 4" 400 Series Hydrant	6 1/2" OAL
M-231-3206	H	Stem for 6" 400 Series Hydrant	8 1/2" OAL
M-231-3208	H	Stem for 8" 400 Series Hydrant	10 1/2" OAL
M-231-3210	H	Stem for 10" 400 Series Hydrant	12 1/2" OAL
M-231-3212	H	Stem for 12" 400 Series Hydrant	14 1/2" OAL
M-231-3214	H	Stem for 14" 400 Series Hydrant	16 1/2" OAL

\*\*For the **old style 400 Series** wall hydrant stems, see 400 Series retired style spec sheet at [www.PRIER.com](http://www.PRIER.com).  
For older styles made prior to 2007, see the retired 500 Series spec sheet.